

Presentation of Operating Results in 1st Quarter (Apr.-Jun.) of FY2011

August 1, 2011

FUNAI ELECTRIC CO., LTD.

Security code 6839

. Outline of Operating Results

1. Summary of 1st Quarter (Apr.-Jun.)
2. Breakdown of Sales by Equipment
3. Sales of DVD related Equipment
4. Sales of Television related Equipment
5. Geographic Breakdown of Sales
6. Factor of Changes of Operating Income
7. Financial Conditions
8. Changes of Inventories
9. Capital Expenditures, Depreciation Expense and R&D Expenditures
10. Revised Forecast of Consolidated Operating Results

1 . Summary of 1st Quarter (Apr.-Jun.)

(100 million yen)

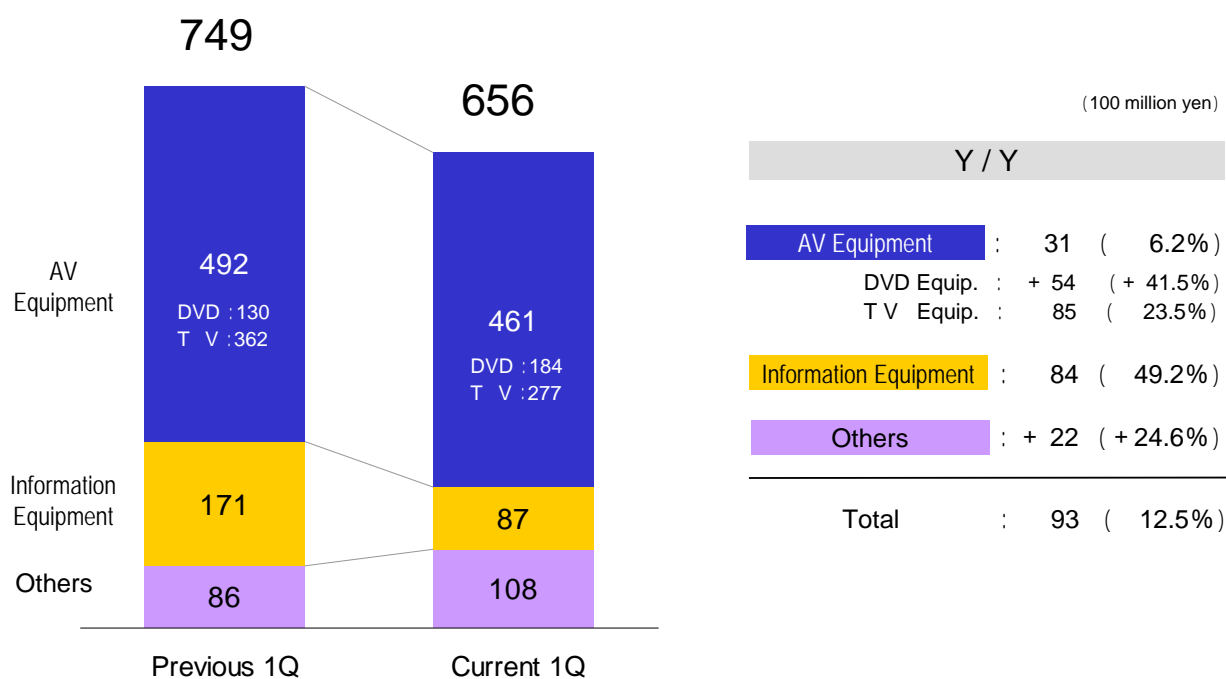
	FY 2010	FY 2011	Y / Y
Net Sales	749	656	93 (12.5%)
Operating Income (M a r g i n)	25 (3.4%)	3 (0.5%)	22 3 (1) +10 (3)
Ordinary Income (M a r g i n)	12 (1.7%)	0 (0.1%)	12 23 (2) 15 (4)
Net Income after tax (M a r g i n)	4 (0.6%)	23 (3.6%)	27
Average USD-JPY Exchange Rate	91. ²⁸	81. ²³	

(1) forex loss 3 (3) decrease of interest receivables 1, decrease of forex loss + 11
 (2) income taxes 14, income taxes for prior periods 9 (4) decrease of extraordinary loss + 1, increase of income taxes 7, increase of income taxes prior periods 9

Month End Exchange Rate	10/3	10/6	11/3	11/6
(USD/JPY)	93. ⁰⁴	88. ⁴⁸	83. ¹⁵	80. ⁷³

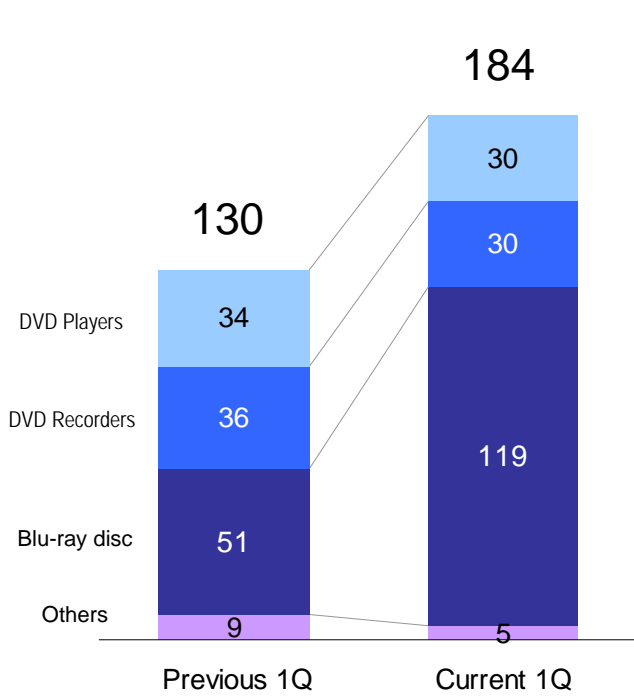
2

2 . Breakdown of Sales by Equipment



3

3 . Sales of DVD related Equipment



DVD Players DVD Recorders

· Both DVD player and recorder declined

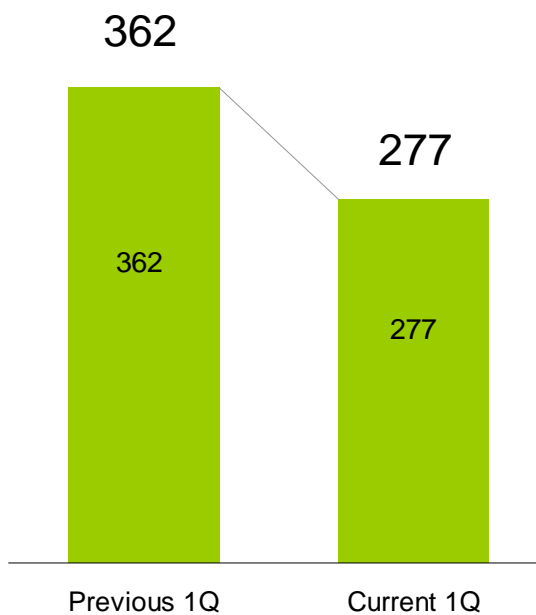
Blu-ray disc

· BRD recorder significantly gained and player dropped

(100 million yen)

Y / Y	
DVD Players	: 4 (11.8%)
DVD Recorders	: 6 (16.7%)
Blu-ray disc	: + 68 (+ 133.3%)
Others	: 4 (44.4%)
Total	: + 54 (+ 41.5%)

4 . Sales of Television related Equipment



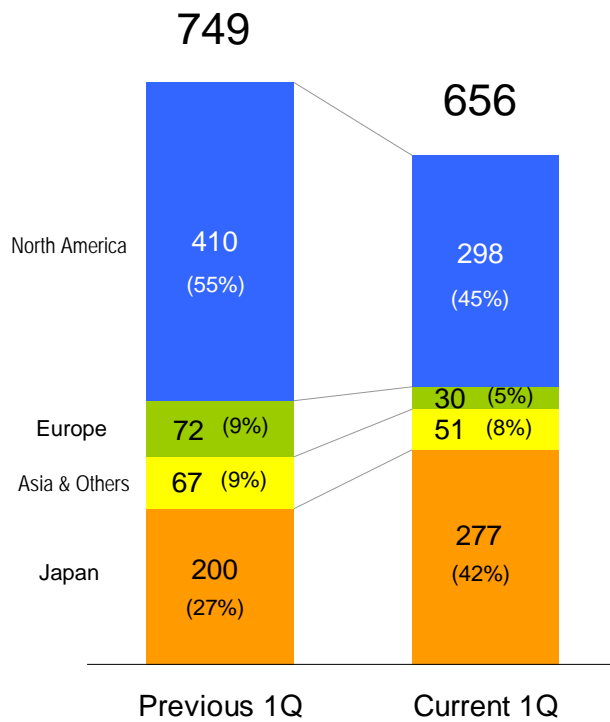
LCD TV

· Continued market slump and consequent ASP decline significantly impacted.

(100 million yen)

Y / Y	
LCD TV	: 85 (23.5%)

5 . Geographic Breakdown of Sales



North America

· LCD TV largely dropped and Information Equipment also declined.

Japan

· BRD recorder, antennas and related devices more gained than decline of LCD TV

(100 million yen)

Y / Y

North America : 112 (27.3%)

Europe : 42 (57.7%)

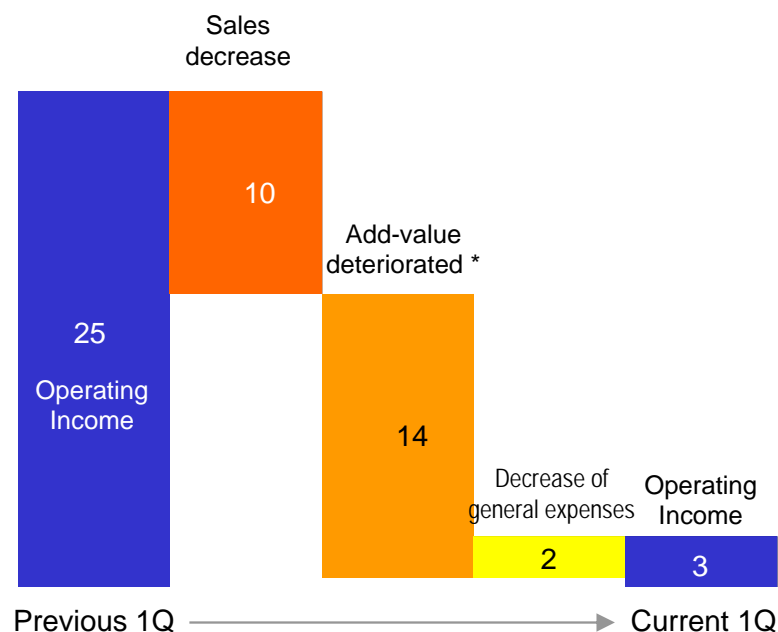
Asia & Others : 16 (23.9%)

Japan : + 77 (+ 38.2%)

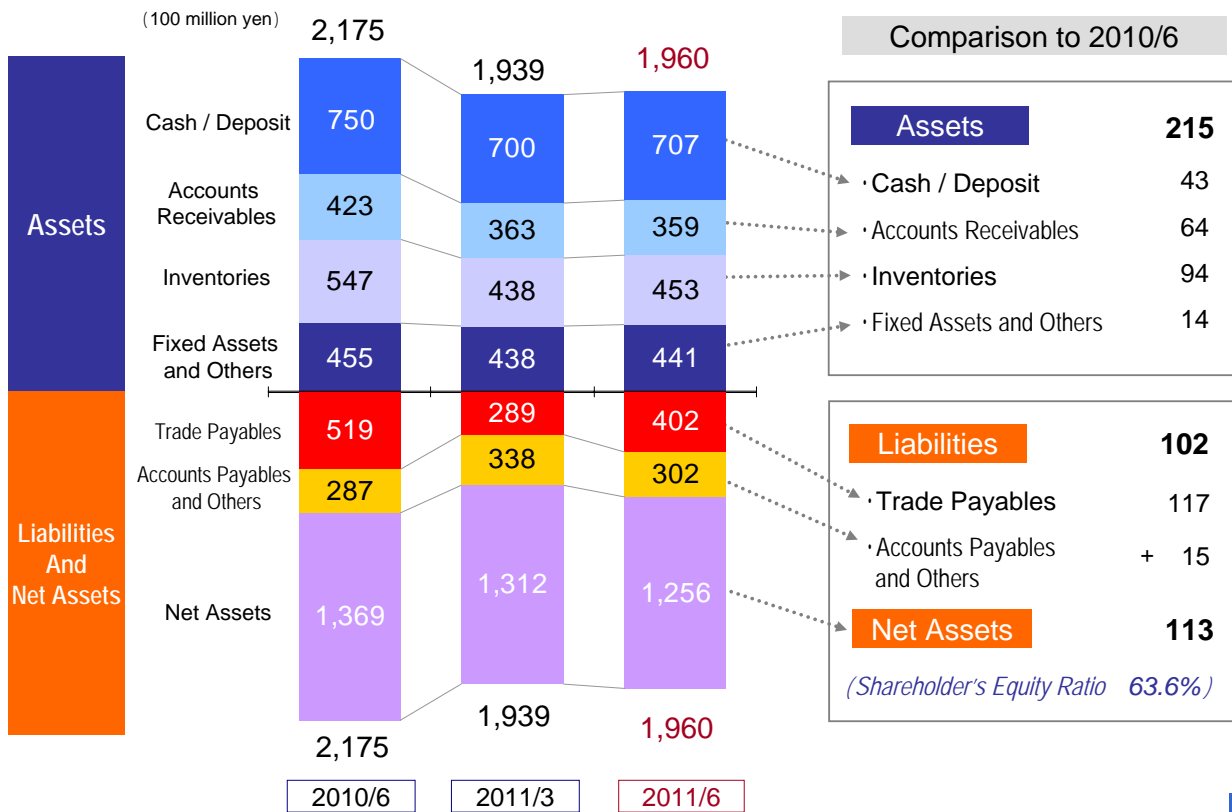
Total : 93 (12.5%)

6 . Factor of Changes of Operating Income

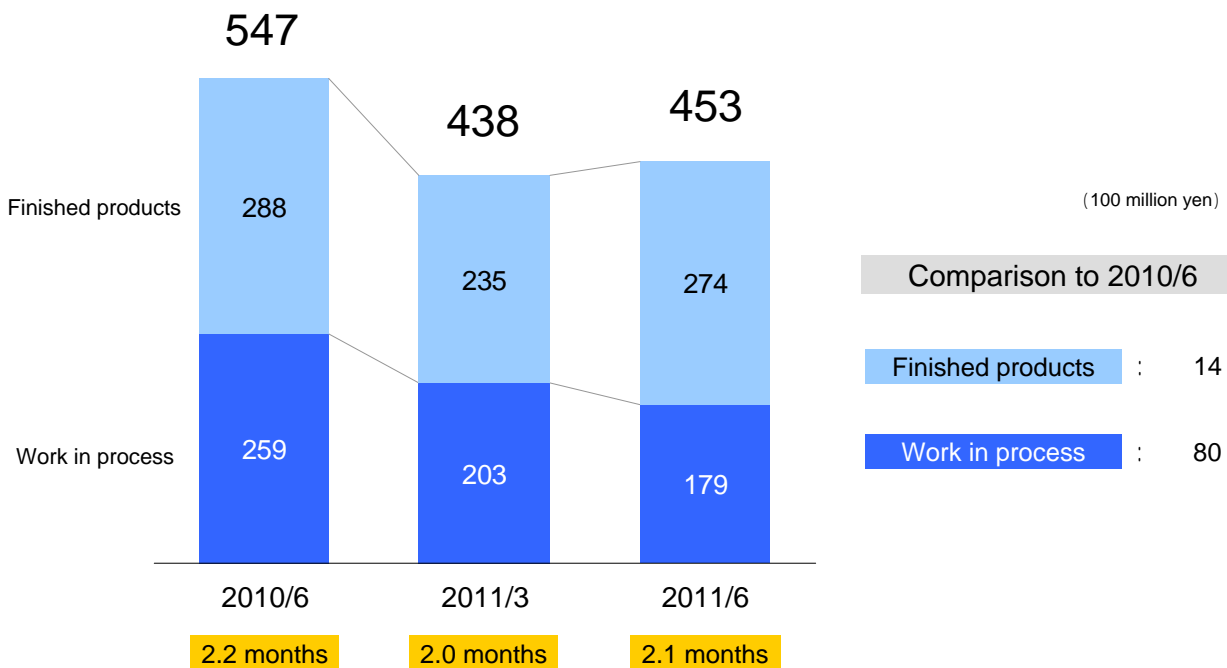
* Add-value=Sales – (Cost of sales + selling expenses)



7 . Financial Conditions

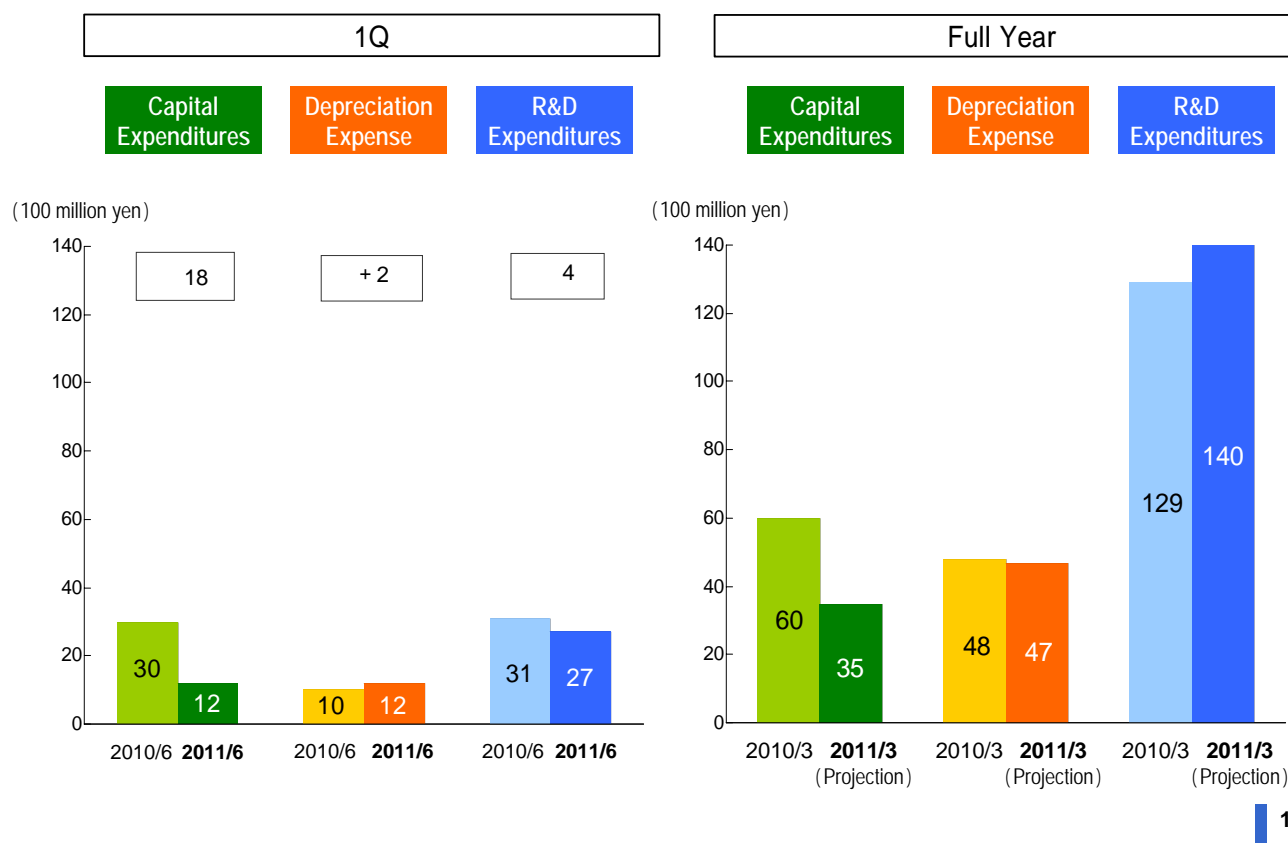


8 . Changes of Inventories



<Inventories Turnover>

9 . Capital Expenditures, Depreciation Expense and R&D Expenditures



10 . Revised Forecast of Consolidated Operating Results



(100 million yen)

	Original Forecast (2011/5/9)			Revision of Forecast (2011/8/1)			Y / Y		
	1H	2H	12 months	1H	2H	12 months	1H	2H	12 months
Net Sales	1,568	1,532	3,100	1,568	1,532	3,100	-	-	-
Operating Income (Margin)	34 (2.2%)	46 (3.0%)	80 (2.6%)	34 (2.2%)	46 (3.0%)	80 (2.6%)	-	-	-
Ordinary Income (Margin)	34 (2.2%)	46 (3.0%)	80 (2.6%)	34 (2.2%)	46 (3.0%)	80 (2.6%)	-	-	-
Net Income after tax (Margin)	12 (0.8%)	40 (2.6%)	52 (1.7%)	2 (0.1%)	40 (2.6%)	42 (1.4%)	10	-	10

. Supplemental Data

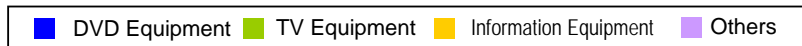
1. Quarterly Operating Summary of FY 2010 / 2011
2. Quarterly Changes of Sales Amount by Equipment

1 . Quarterly Operating Summary of FY 2010 / 2011

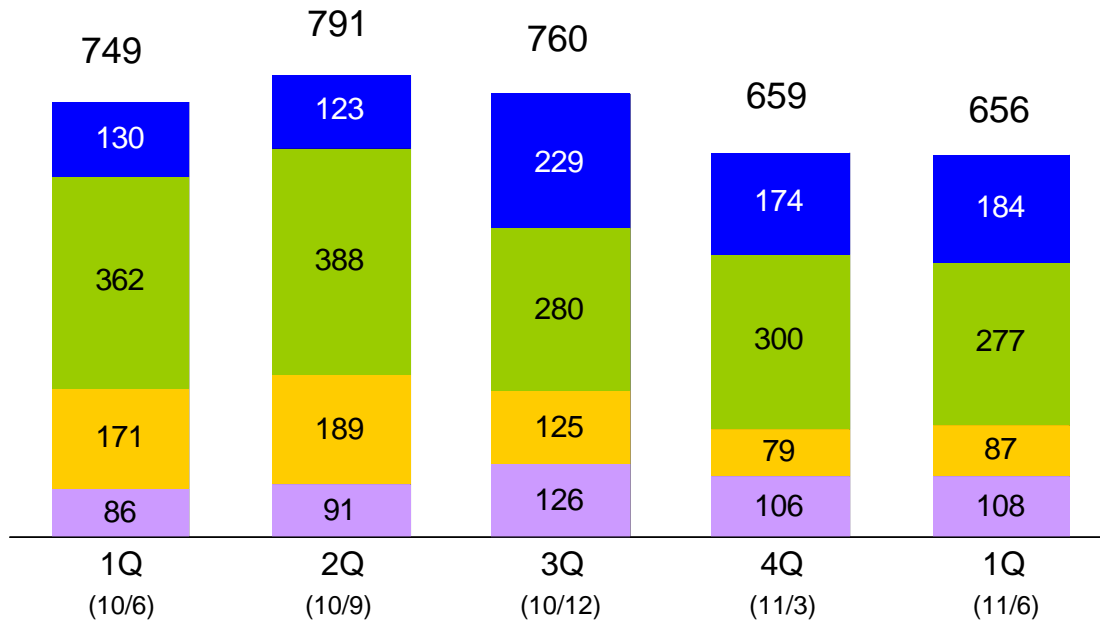
(100 million yen)

	FY 2010				FY 2011
	1Q	2Q	3Q	4Q	1Q
Net Sales	749	791	760	659	656
Operating Income	25	20	5	32	3
(Margin)	(3.4%)	(2.6%)	(0.7%)	(5.0%)	(0.5%)
Ordinary Income	12	34	7	27	0
(Margin)	(1.7%)	(4.4%)	(0.9%)	(4.2%)	(0.1%)
Net Income after tax	4	34	16	33	23
(Margin)	(0.6%)	(4.4%)	(2.2%)	(5.1%)	(3.6%)

2 . Quarterly Changes of Sales Amount by Equipment



(100 million yen)



Disclaimer

This document contains forward-looking statements and projections regarding business performance which are not historical facts. Please note that these statements are based on information relating to factors that may impact future business performance that was available for analysis at the time this document was printed. These factors include industry trends relating to the business areas of Funai Electric Co., Ltd. or the Funai Group, such as audio-visual devices and information communication equipment, the economic conditions of both domestic and international markets, and fluctuations in currency exchange rates. Actual performance may greatly differ from projections included in this document because of the impacts of uncertainty in such areas as the competitive conditions of the electronics industry, market trends, currency exchange rate, introduction and success of new products, and various other global conditions that may affect the tax system and other systems.

